

OPTIMUM FOR THE BORING & MILLING MACHINE / 最適合搪床、銑床、平面磨床，精密分割使用

SIT (PNEUMATIC, MANUAL TYPE / 氣壓，手動)

450, 500, 600, 700, 800, 900, 1000, 1100, 1200, 1300



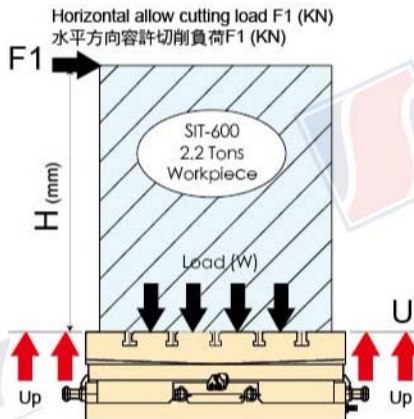
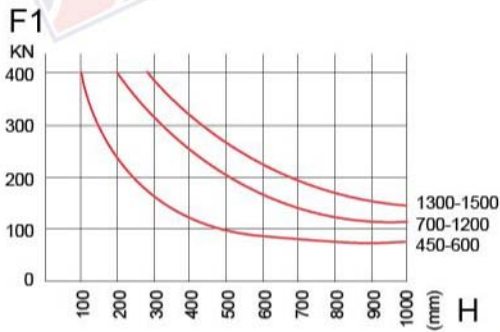
- Build-in 2 pieces hirth coupling for positing indexing. • 使用2片式精密齒式聯軸器。
- High rigidity performance, allow load cutting and boring. • 高鋼性及氣壓強力固鎖系統設計，可耐重切削搪床，銑床精密加工用。
- Rigid material-ductile FCD60JIS with 60kgs/mm². • 高鋼性強而有力材質-FCD60kgs-mm²，抗張力強、不易變形。


 2 pcs hirth coupling
 兩片精密齒式聯軸器

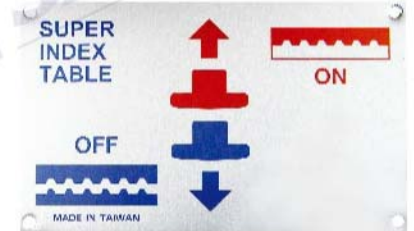
Unit: mm / kg

MODEL/型號		450	500	600	700	800	900	1000	1100	1200	1300
TABLE SIZE 工作台尺寸	A	450	500	600	700	800	900	1000	1100	1200	1300
REGISTER DIA. ON FACE TABLE 主軸中心孔	E	ø30	ø30	ø40	ø40	ø60	ø60	ø60	ø60	ø80	ø80
TOTAL HEIGHT 總高度	B	170	170	200	200	280	280	300	300	340	340
T- SLOTS T型槽寬		18	18	20	20	22	22	22	22	22	22
NUMBER OF T-SLOTS & PITCH T型槽間距		100x4	100x5	100x5	125x5	100x7	125x7	125x7	150x7	150x7	150x7
TABLE ROTATING 工作台驅動方式-手動		Clockwise & Counter-clockwise / 順時鐘逆時鐘方向均可									
TABLE LIFTING & LOCK DOWN STROKE 氣壓上升行程		5	5	5	5	8	8	8	8	8	8
CLAMP METHOD 工作台鎖緊方式		Pneumatic, Manual / 氣壓，手動 5~8 kg/cm ²									
MIN. INDEXING 最小分割角度		1° or 5°									
MAX. LOAD WEIGHT IN THEORY 理論最大垂直荷重		2500	2500	3500	3500	5000	5000	7000	7000	8400	8400
ALLOWABLE LOAD WEIGHT 容許最大垂直荷重		1100	1100	2200	2200	3500	3500	6000	6000	7000	7000
CLAMPED CAPACITY 工作台最大氣壓鎖緊力		2200	2200	3200	3200	4500	4500	6000	6000	7000	7000
N.W. 淨重		200	220	405	448	840	970	1200	1300	2190	2250

SUPER INDEX TABLE (PRECISION) / 超精密搪銑分割工作台 (氣壓/手動)

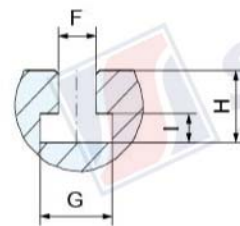
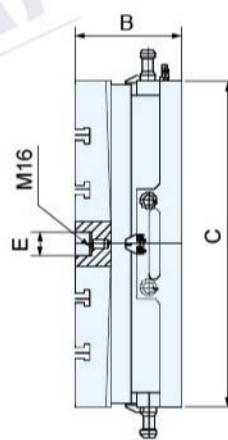
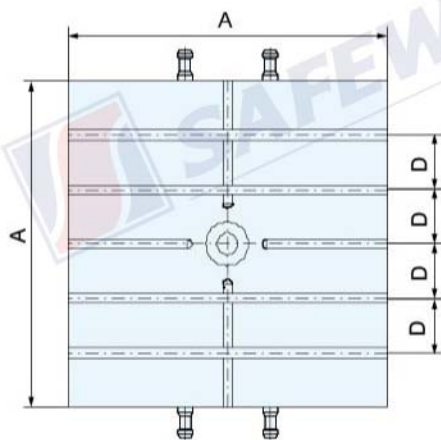


PNEUMATIC MANUAL SWITCH
氣壓手動開關



Unit: mm

MODEL 編號	Concentricity of center spindle 中心偏擺	Flatness of table surface 工作台偏擺度	Both surface parallel 上下兩面平行度	Concentricity with T-slot T型槽平行度	T-slot right angle T型槽對稱度	Right angle of table side 工作台側面直角度	Coupling 聯軸器	Index accuracy 割出精度	Both surface 兩面加工	Remark 備註
SIT- 450	0.01	0.015	0.015	0.015	0.015	0.015	Hirth	±3"	Grind / 兩面研磨	
SIT- 500	0.01	0.02	0.02	0.02	0.02	0.02	Hirth	±3"	Grind / 兩面研磨	
SIT- 600	0.01	0.02	0.02	0.02	0.02	0.02	Hirth	±3"	Grind / 兩面研磨	
SIT- 700	0.01	0.02	0.02	0.02	0.02	0.02	Hirth	±3"	Grind / 兩面研磨	
SIT- 800	0.01	0.02	0.02	0.02	0.02	0.02	Hirth	±3"	Grind / 兩面研磨	
SIT- 900	0.01	0.03	0.03	0.02	0.03	0.03	Hirth	±3"	Grind / 兩面研磨	
SIT-1000	0.01	0.03	0.03	0.02	0.03	0.03	Hirth	±3"	Grind / 兩面研磨	
SIT-1100	0.01	0.03	0.03	0.02	0.03	0.03	Hirth	±3"	Grind / 兩面研磨	
SIT-1200	0.01	0.03	0.03	0.02	0.03	0.03	Hirth	±3"	Grind / 兩面研磨	
SIT-1300	0.01	0.05	0.05	0.04	0.05	0.05	Hirth	±3"	Grind / 兩面研磨	



STANDARD ACCESSORIES

1. Clamping block x 4 pcs

標準附件

1. 壓塊 x 4只

Unit: mm / kg

ORDER NO 訂單編號	MODEL 型號	Ø	ORDER NO 訂單編號	MODEL 型號	Ø	A	B	C	D	E	F	G	H	I	N.W. 淨重	G.W. 毛重	SHIPMENT 裝箱尺寸	REMARK 備註
20010450	SIT-450-1	1°	20050450	SIT-450-5	5°	450x450	170	450	100	30	18	30	30	12	200			
20010500	SIT-500-1	1°	20050500	SIT-500-5	5°	500x500	170	450	100	30	18	30	30	12	220			
20010600	SIT-600-1	1°	20050600	SIT-600-5	5°	600x600	200	600	100	40	20	34	34	14	405			
20010700	SIT-700-1	1°	20050700	SIT-700-5	5°	700x700	200	600	125	40	20	34	34	14	470			
20010800	SIT-800-1	1°	20050800	SIT-800-5	5°	800x800	280	800	100	60	22	37	38	16	840			
20010900	SIT-900-1	1°	20050900	SIT-900-5	5°	900x900	280	800	125	60	22	37	38	16	970			
20011000	SIT-1000-1	1°	20051000	SIT-1000-5	5°	1000x1000	300	1000	125	60	22	37	38	16	1425			
20011100	SIT-1100-1	1°	20051100	SIT-1100-5	5°	1100x1100	300	1000	150	60	22	37	38	16	1530			
20011200	SIT-1200-1	1°	20051200	SIT-1200-5	5°	1200x1200	340	1200	150	80	22	37	38	16	2190			
20011300	SIT-1300-1	1°	20051300	SIT-1300-5	5°	1300x1300	340	1200	150	80	22	37	38	16	2450			